



**Montara Water
and Sanitary District**
Serving the Community of Montara and Moss Beach

P.O. Box 370131
8888 Cabrillo Hwy
Montara, CA 94037-0131
t: 650.728.3545 • f: 650.728.8556

To sensitively manage the natural resources entrusted to our care, to provide the people of Montara - Moss Beach with reliable, high – quality water, wastewater, and trash disposal at an equitable price, and to ensure the fiscal and environmental vitality of the district for future generations. Be open to providing other services desired by our community.

NOTICE OF SPECIAL MEETING

AGENDA

District Board of Directors

8888 Cabrillo Highway
Montara, California 94037

August 8, 2023 at 10:00 a.m.

The meeting will take place in the District offices located at the above address. Seating is limited and social distancing will be practiced due to ongoing public health and safety concerns. Simultaneous public access and participation is also available remotely, via telephone or the ZOOM application:

ZOOM MEETING INFORMATION:

WEBSITE: <https://us02web.zoom.us/j/84085947963?pwd=a2pmZlhsNjJMRHBKakJwbWhXNzNBUT09>

MEETING ID: 840 8594 7963

Password: 783628

CALL IN PHONE NUMBER: +1 669 900 9128

INSTRUCTIONS for remote access are available at <https://support.zoom.us/hc/en-us/articles/201362193-Joining-a-Meeting>. You also may view video during the meeting via live stream or after the meeting at <https://videoplayer.telvue.com/player/wuZKb9gwEY7sMACllsr7VSJglB35kNZA/stream/159?fullscreen=true&showtabssearch=false&autostart=false>. If you experience technical difficulties or have technical questions prior to or during the meeting, please contact MWSD's IT support at (650) 728-7843. Note: Public participation is not permitted during closed session discussion items.

Public Comment

In accordance with the Government Code, members of the public may address the Board on specific agenda items when the matter is announced by the Board President. Any other item of interest that is within the subject matter jurisdiction of the District may be addressed during the Oral Comments portion of the meeting. For participants attending the meeting virtually, a "raise hand" button is available for every Zoom user wishing to speak and should be used to alert the President of the intent to comment.

Upon request, this Agenda and written agenda materials will be made available in appropriate alternative formats to persons with a disability. Request for a disability-related modification or accommodation in order to participate in the public meeting should be emailed to info@mwsd.net or submitted by phone at 650-728-3545 at least two days before the meeting. Requests will be granted whenever possible and resolved in favor of accessibility. Materials related to an item on this Agenda submitted to the Board after distribution of the Agenda Packet are available in the District Clerk's office during normal business hours. Such documents may also be available on the District's web site (www.mwsd.montara.org) subject to staff's ability to post the documents before the meeting.

CALL TO ORDER

ROLL CALL

PRESIDENT'S STATEMENT

ORAL COMMENTS (Items other than those on the agenda)

PUBLIC HEARING

1. [Review and Possible Action Concerning Transition from At-large to By-division Based Elections](#)

CONSENT AGENDA

OLD BUSINESS

NEW BUSINESS

1. [Review and Possible Action Concerning Designation of President Pro-Tempore](#)

REPORTS

1. Sewer Authority Mid-Coastside Meetings (Slater-Carter).
2. Mid-Coast Community Council Meeting (Slater-Carter).
3. CSDA Report (Slater-Carter).
4. LAFCo Report (Slater-Carter).
5. Attorney's Report (Fitzgerald).
6. Directors' Reports.
7. General Manager's Report (Heldmaier).

FUTURE AGENDAS

CONVENE IN CLOSED SESSION

CONFERENCE WITH LEGAL COUNSEL – EXISTING LITIGATION (Government Code §54956.9(d)(1))

Case Name: *City of Half Moon Bay v. Granada Community Services District, et al.* (Santa Clara County Superior Court No. 17CV316927)

Case Name: *Montara Water and Sanitary District v. The Dow Chemical Company, et al.* (San Bernardino County Superior Court No. CGC-05-438267)

PUBLIC EMPLOYEE PERFORMANCE EVALUATION

(Government Code §54957(b)(1))

Title: General Manager

CONFERENCE WITH LABOR NEGOTIATORS

(Government Code §54957.6)

Unrepresented Employee: General Manager

REPORT OF ACTION TAKEN IN CLOSED SESSION, IF ANY

ADJOURNMENT

The District has a curfew of 10:30 p.m. for all meetings. The meeting may be extended for one hour by vote of the Board.



MONTARA WATER AND SANITARY DISTRICT AGENDA

For Meeting Of: **August 8, 2023**

TO: BOARD OF DIRECTORS

FROM: Clemens Heldmaier, General Manager *CH*

**SUBJECT: Review and Possible Action Concerning
Transition from At-large to By-division Based
Elections**

This District is required to transition from an at-large to a by-division election system, and is working through the process of creating and defining the districts. The proposed map has been published seven days in advance. This is the last meeting to review the revised map(s) and determine sequencing, and will conclude with direction from the Board of Directors on a final map that will be adopted on August 17, 2023.

Recommendation:

Open the public hearing, allow relevant testimony, close the public hearing and give direction to Redistricting Partners to complete the district plan.

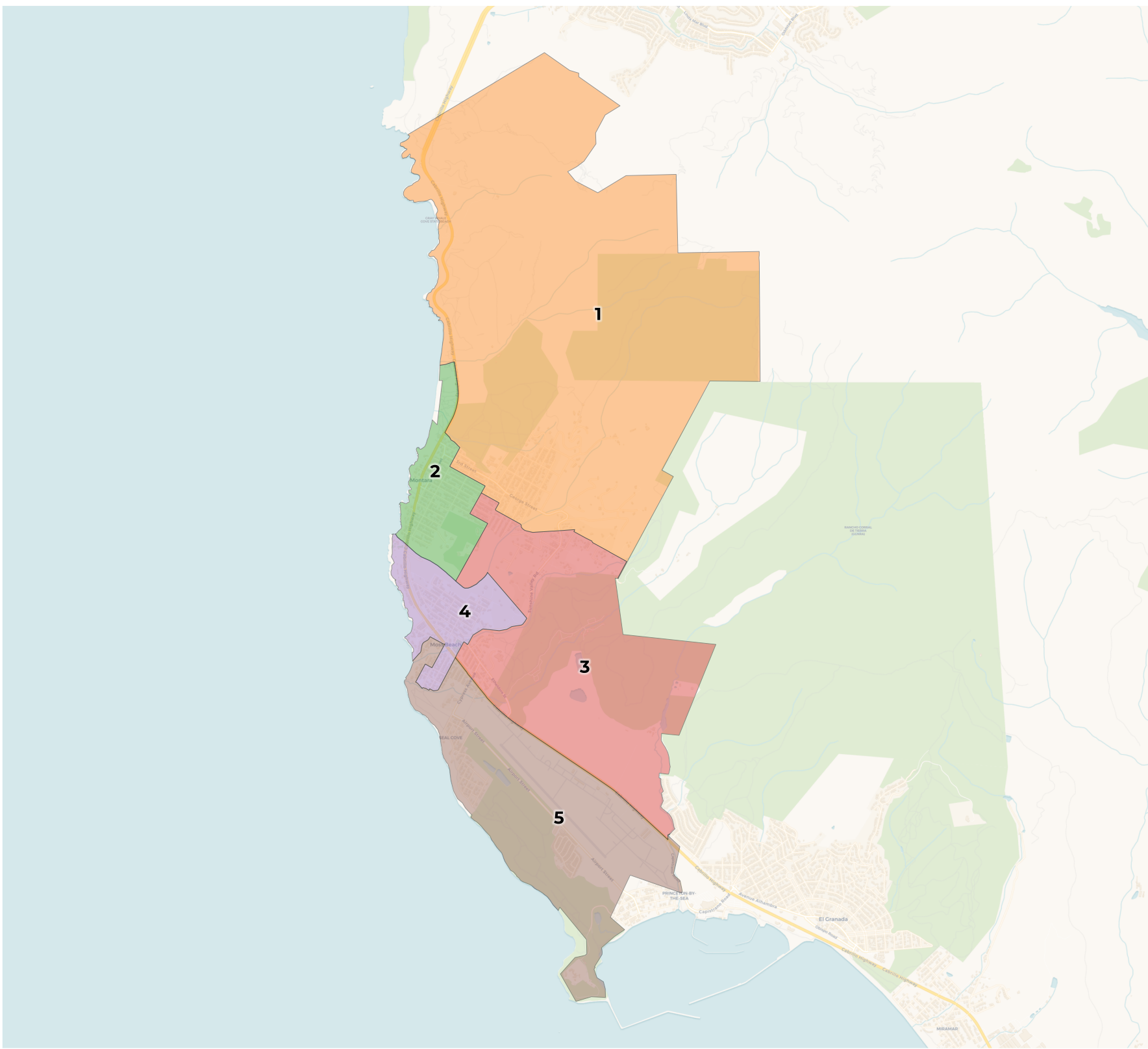
Attachments



**REDISTRICTING
PARTNERS**

**Montara Water & Sanitary
District**

Draft D2



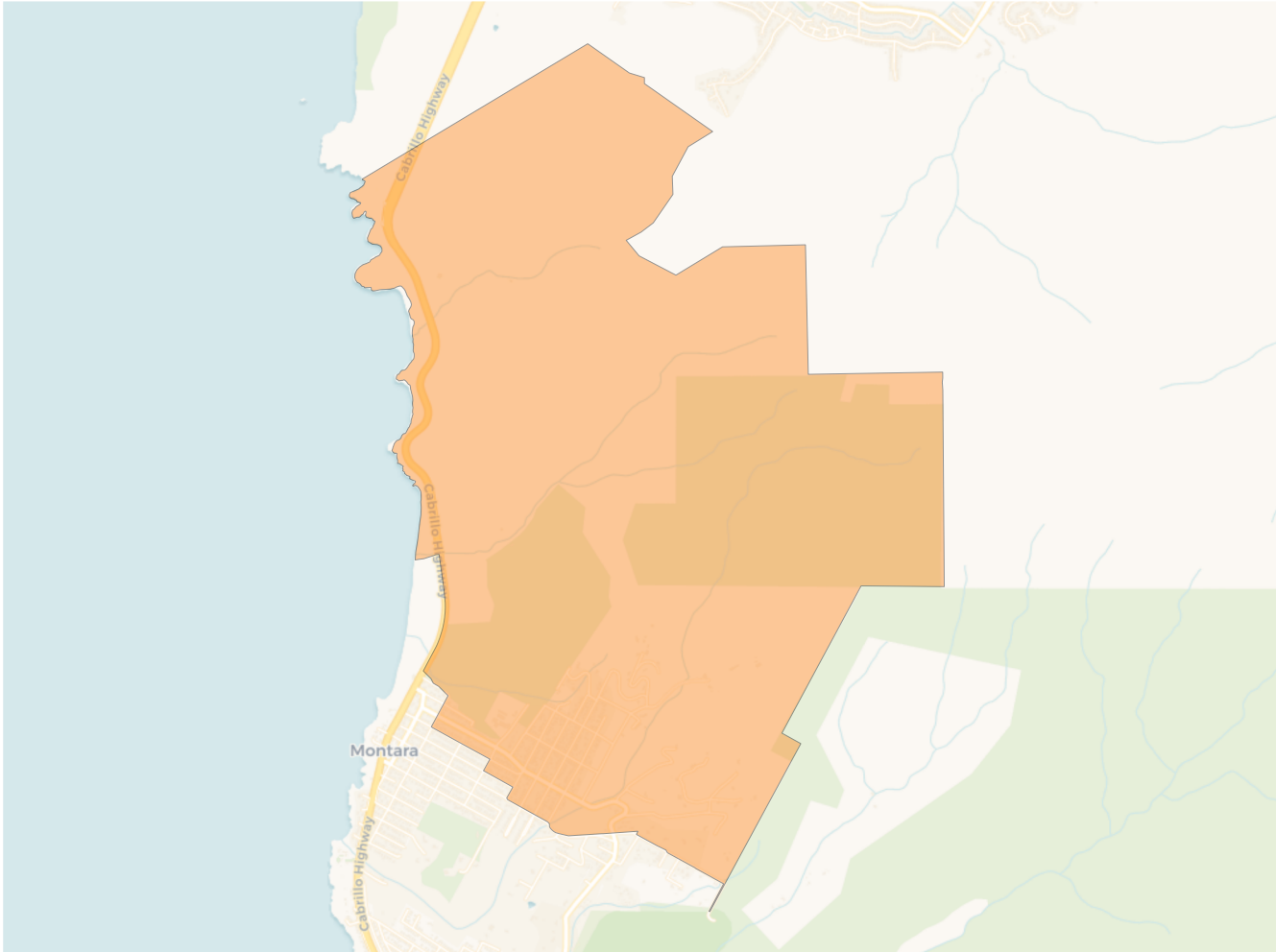
2020 Census

	1	2	3	4	5
Population	1,132	1,115	1,119	1,076	1,131
Deviation	17	0	4	-39	16
Deviation %	1.5%	0.0%	0.4%	-3.5%	1.4%
Other	969	1,023	560	964	533
Other %	85.6%	77.3%	72.8%	79.1%	47.1%
Latino	106	219	140	171	558
Latino %	9.4%	16.6%	18.2%	14.0%	49.3%
Asian	56	67	52	72	35
Asian %	4.9%	5.1%	6.8%	5.9%	3.1%
Black	1	14	17	12	5
Black %	0.1%	1.1%	2.2%	1.0%	0.4%

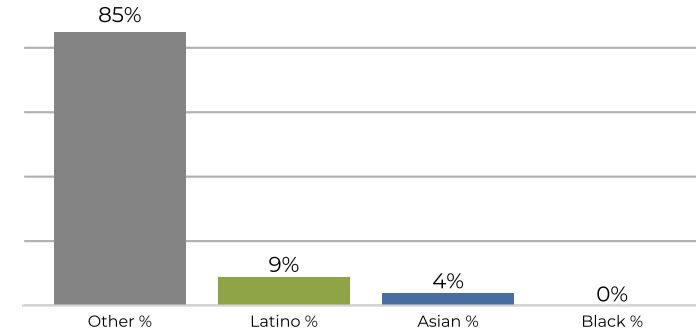
Citizen Voting Age Population (CVAP)

	1	2	3	4	5
Total CVAP	942	1,119	626	937	707
Other CVAP	903	930	549	807	563
Other CVAP %	95.9%	83.1%	87.7%	86.1%	79.6%
Latino CVAP	37	171	58	77	123
Latino CVAP %	3.9%	15.3%	9.3%	8.2%	17.4%
Asian CVAP	2	18	15	38	21
Asian CVAP %	0.2%	1.6%	2.4%	4.1%	3.0%
Black CVAP	0	0	4	15	0
Black CVAP %	0.0%	0.0%	0.6%	1.6%	0.0%

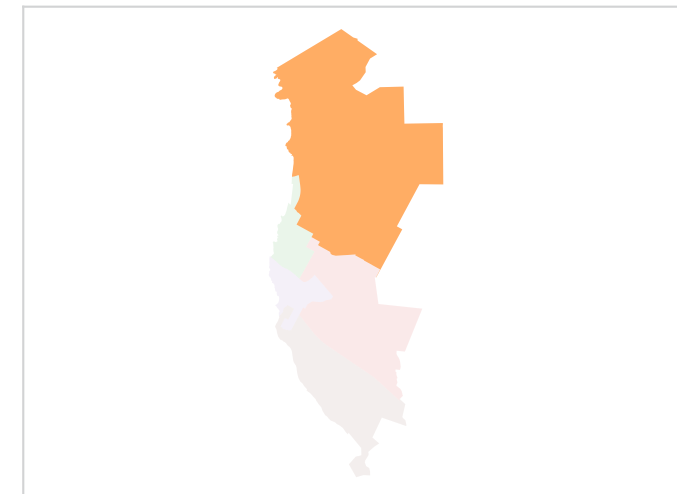
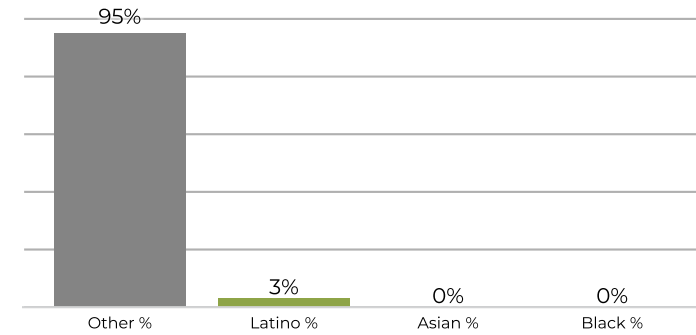
District 1



2020 Census

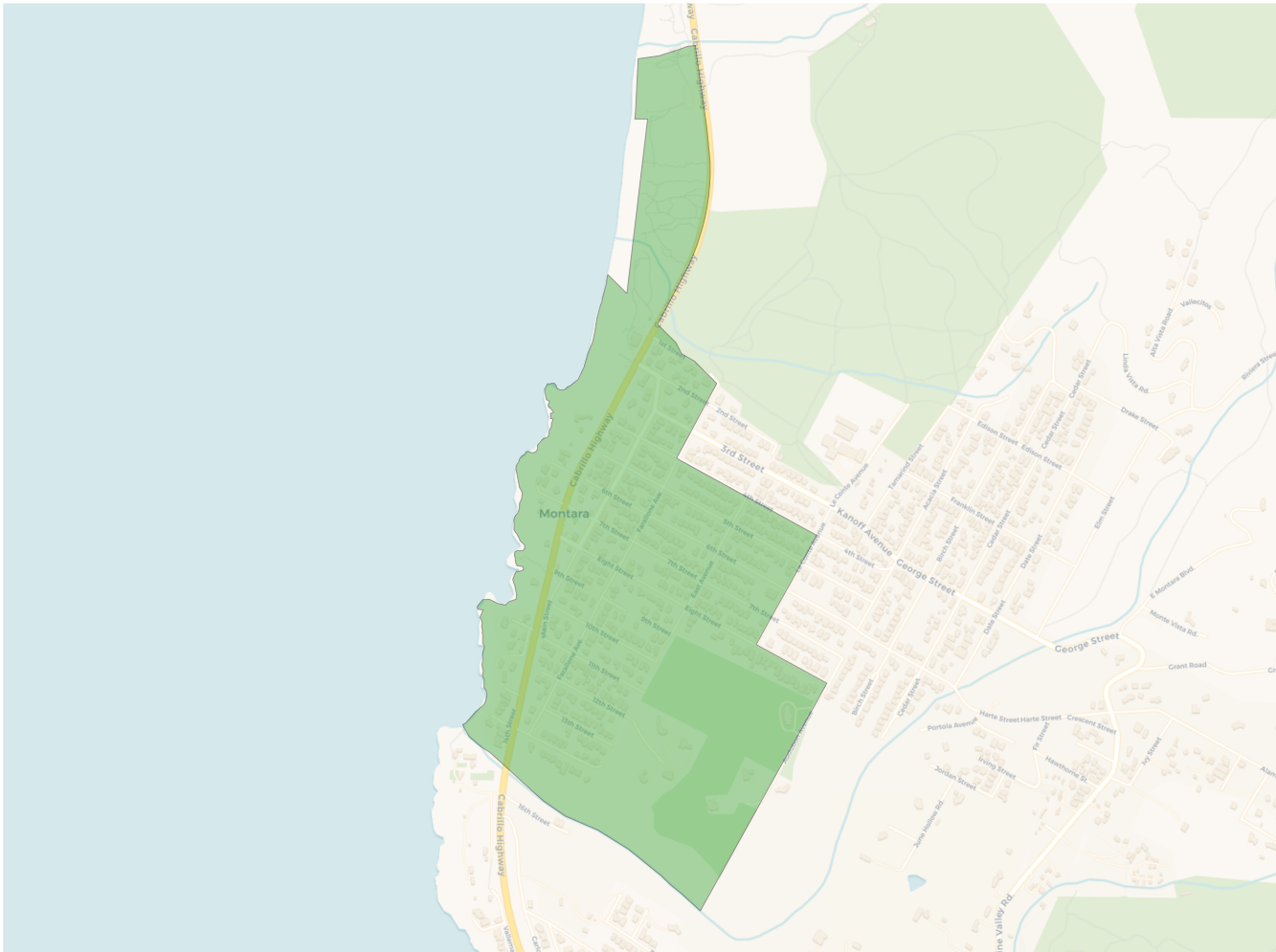


Citizen Voting Age Population

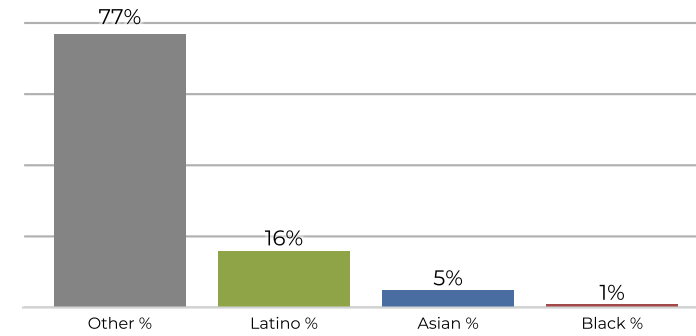


Population	Deviation	Deviation %	Other	Other %	Latino	Latino %	Asian	Asian %	Black	Black %
1,132	17	1.5%	969	85.6%	106	9.4%	56	4.9%	1	0.1%
Total CVAP	Other CVAP	Other CVAP %	Latino CVAP	Latino CVAP %	Asian CVAP	Asian CVAP %	Black CVAP	Black CVAP %		
942	903	95.9%	37	3.9%	2	0.2%	0	0.0%		

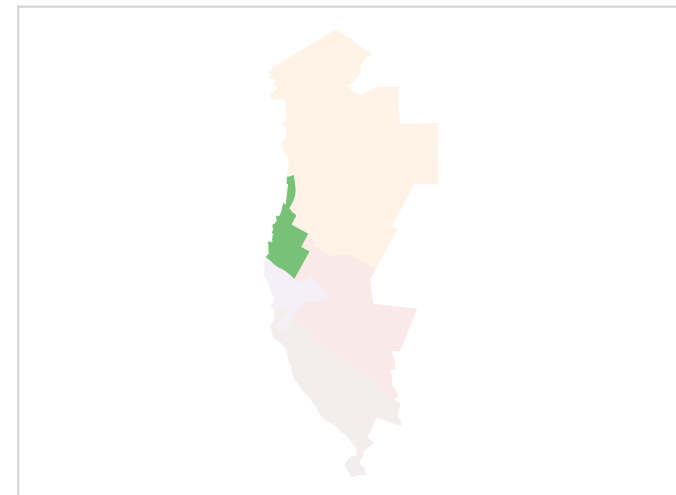
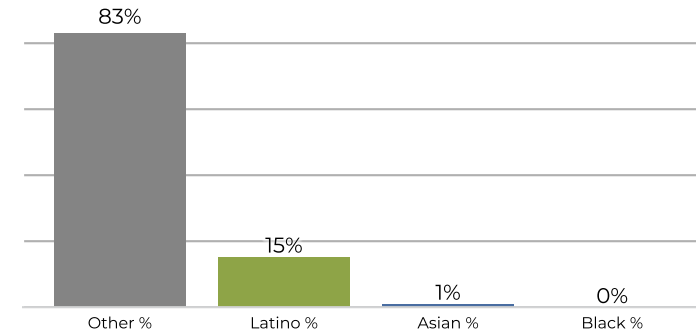
District 2



2020 Census

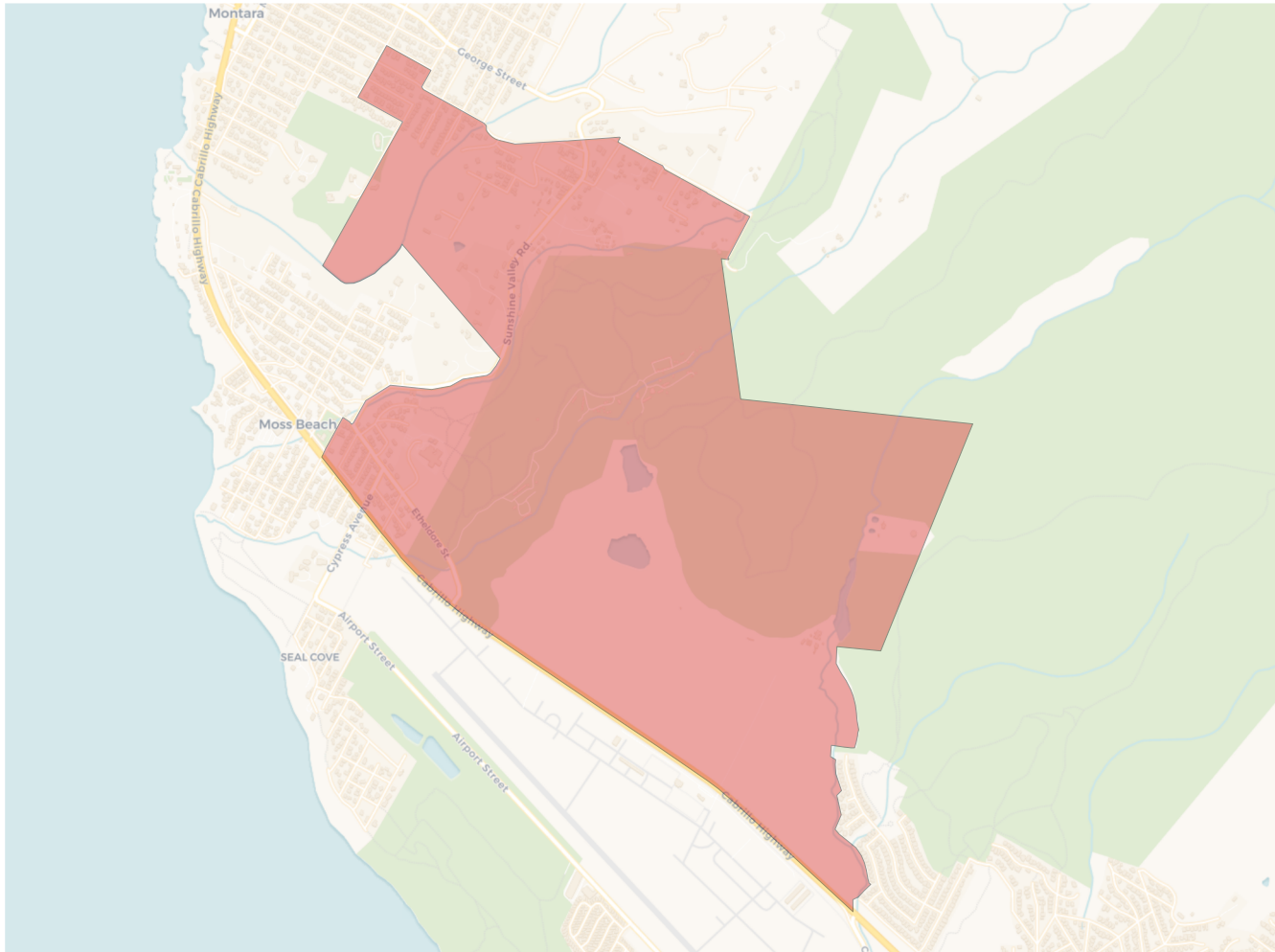


Citizen Voting Age Population

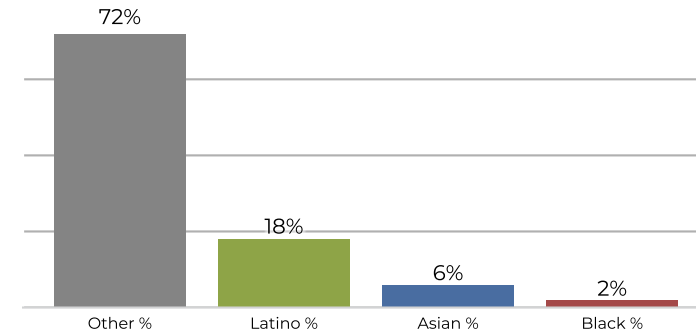


Population	Deviation	Deviation %	Other	Other %	Latino	Latino %	Asian	Asian %	Black	Black %
1,115	0	0.0%	1,023	77.3%	219	16.6%	67	5.1%	14	1.1%
Total CVAP	Other CVAP	Other CVAP %	Latino CVAP	Latino CVAP %	Asian CVAP	Asian CVAP %	Black CVAP	Black CVAP %		
1,119	930	83.1%	171	15.3%	18	1.6%	0	0.0%		

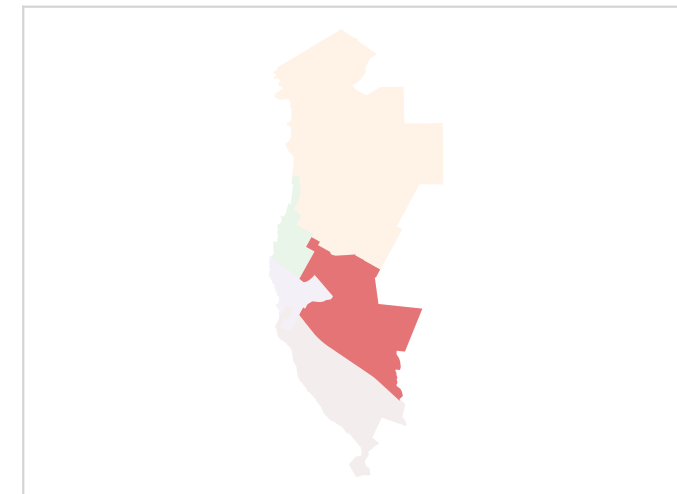
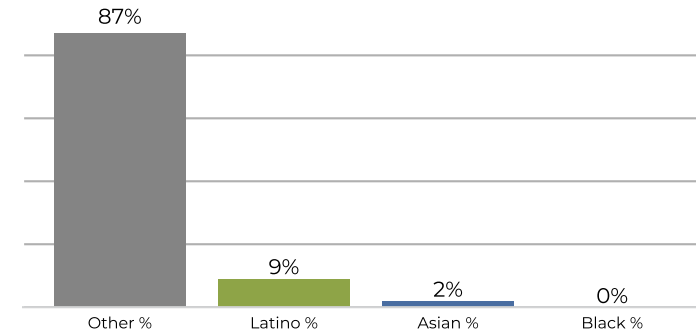
District 3



2020 Census

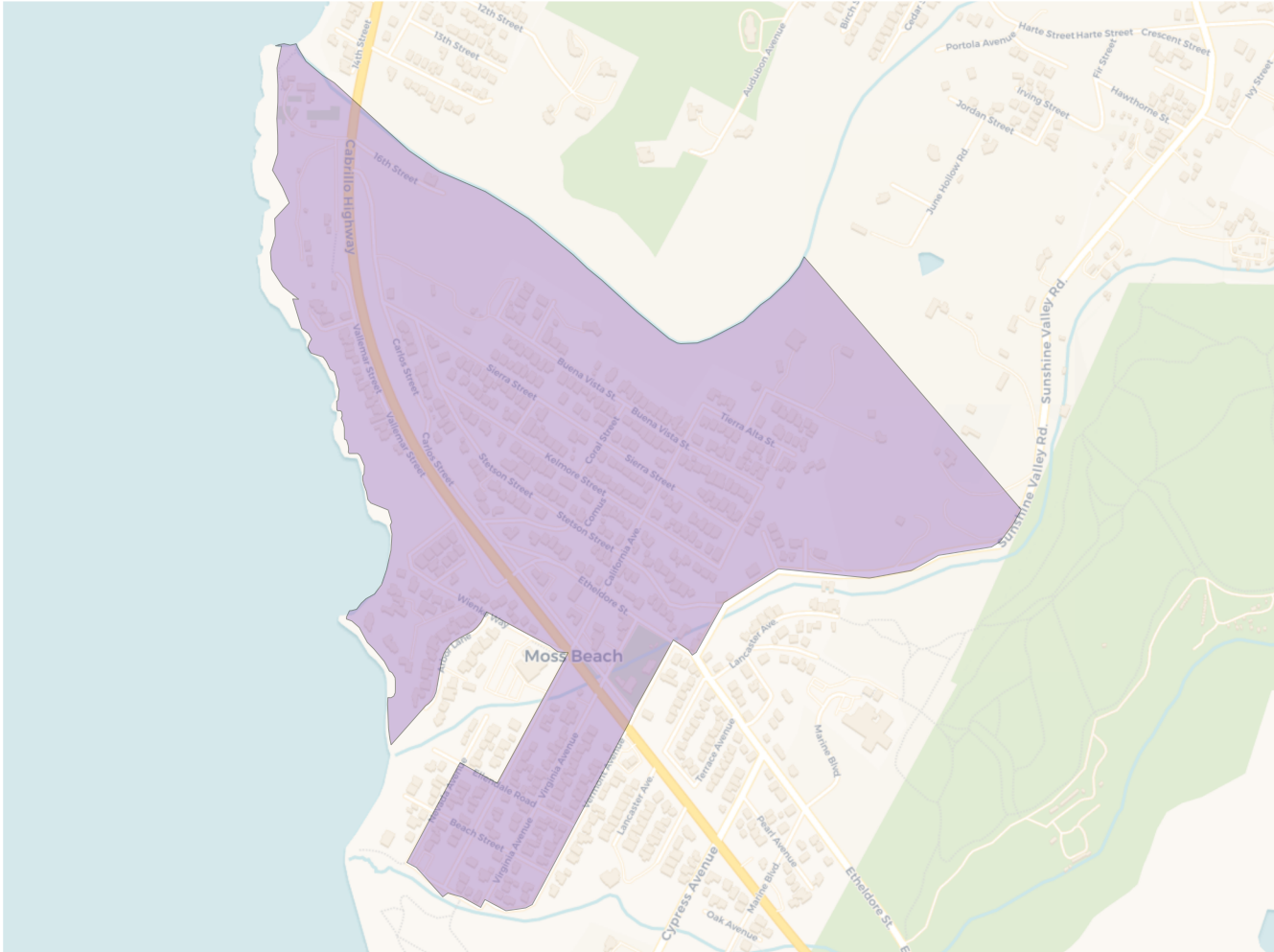


Citizen Voting Age Population

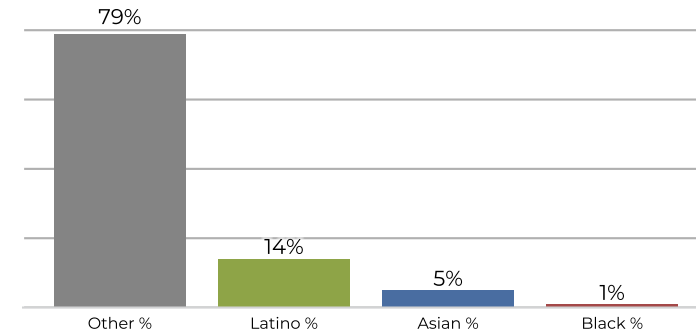


Population	Deviation	Deviation %	Other	Other %	Latino	Latino %	Asian	Asian %	Black	Black %
1,119	4	0.4%	560	72.8%	140	18.2%	52	6.8%	17	2.2%
Total CVAP	Other CVAP	Other CVAP %	Latino CVAP	Latino CVAP %	Asian CVAP	Asian CVAP %	Black CVAP	Black CVAP %		
626	549	87.7%	58	9.3%	15	2.4%	4	0.6%		

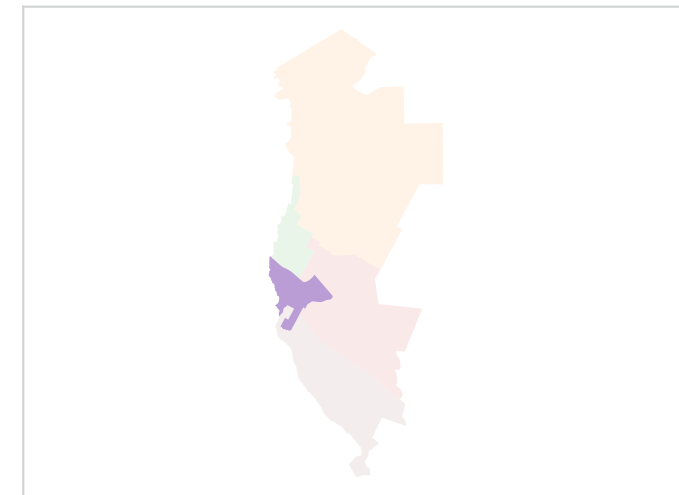
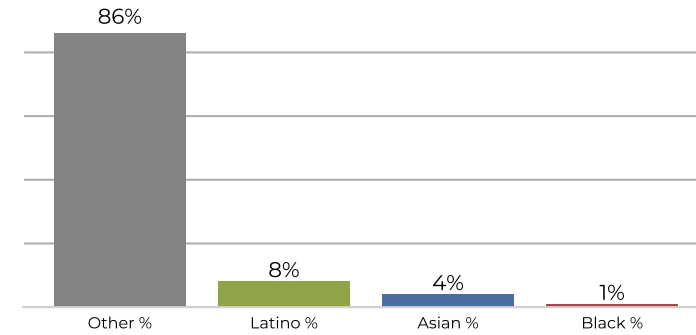
District 4



2020 Census

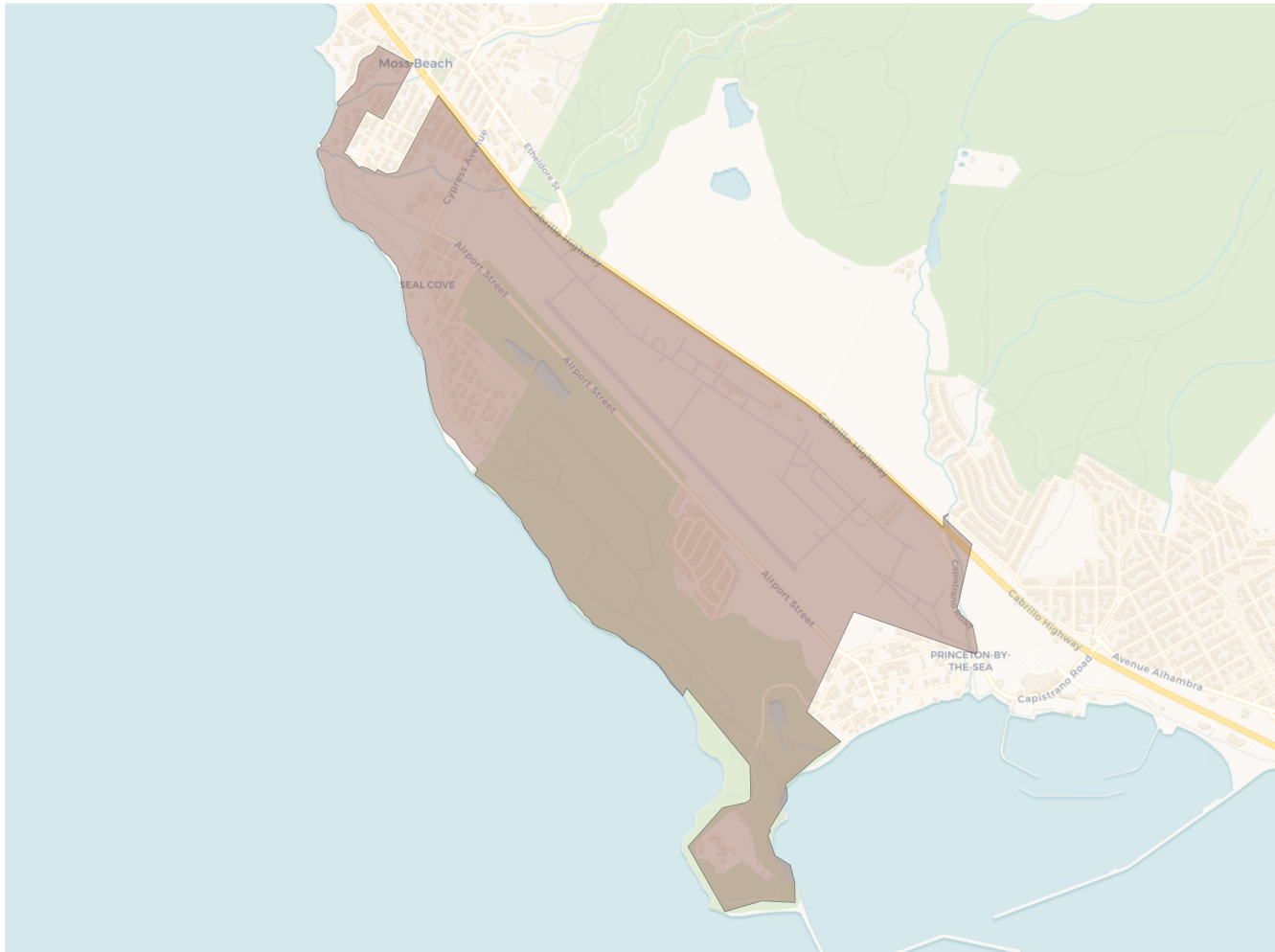


Citizen Voting Age Population

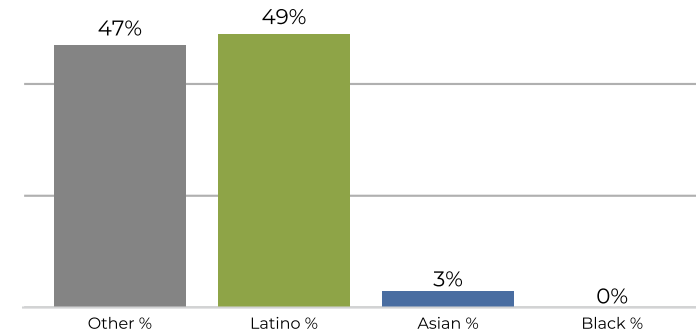


Population	Deviation	Deviation %	Other	Other %	Latino	Latino %	Asian	Asian %	Black	Black %
1,076	-39	-3.5%	964	79.1%	171	14.0%	72	5.9%	12	1.0%
Total CVAP	Other CVAP	Other CVAP %	Latino CVAP	Latino CVAP %	Asian CVAP	Asian CVAP %	Black CVAP	Black CVAP %		
937	807	86.1%	77	8.2%	38	4.1%	15	1.6%		

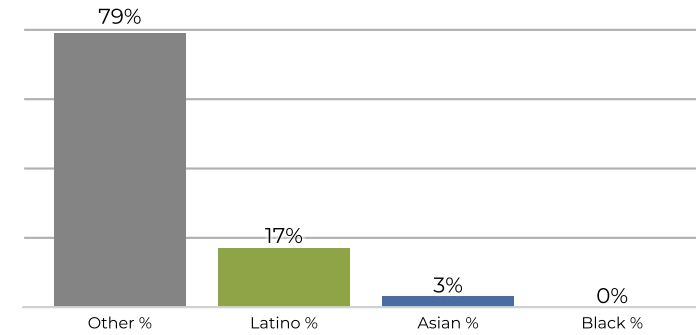
District 5



2020 Census



Citizen Voting Age Population



Population	Deviation	Deviation %	Other	Other %	Latino	Latino %	Asian	Asian %	Black	Black %
1,131	16	1.4%	533	47.1%	558	49.3%	35	3.1%	5	0.4%
Total CVAP	Other CVAP	Other CVAP %	Latino CVAP	Latino CVAP %	Asian CVAP	Asian CVAP %	Black CVAP	Black CVAP %		
707	563	79.6%	123	17.4%	21	3.0%	0	0.0%		

Montara Water and Sanitary
District
2023 Districting
Draft Maps

August 8, 2023



Agenda

Things we will cover:

- Traditional Districting/Redistricting Principles
- Previous Draft maps
 - A, B, C, D
- New Draft Map
 - D2
- Next Steps

Traditional Redistricting Principles

Guiding districting/redistricting principles that drive the process

There are a number of criteria that have been used nationally and upheld by courts.

- Relatively equal size - people, not citizens
- Contiguous – districts should not hop/jump
- Maintain “*communities of interest*”
- Follow city and census designated place boundaries
- Keep districts compact – appearance/function



2020 Census

	MWSD
Population	5,574
Deviation	0
Deviation %	0.0%
Other	4,049
Other %	72.6%
Latino	1,194
Latino %	21.4%
Asian	282
Asian %	5.1%
Black	49
Black %	0.9%

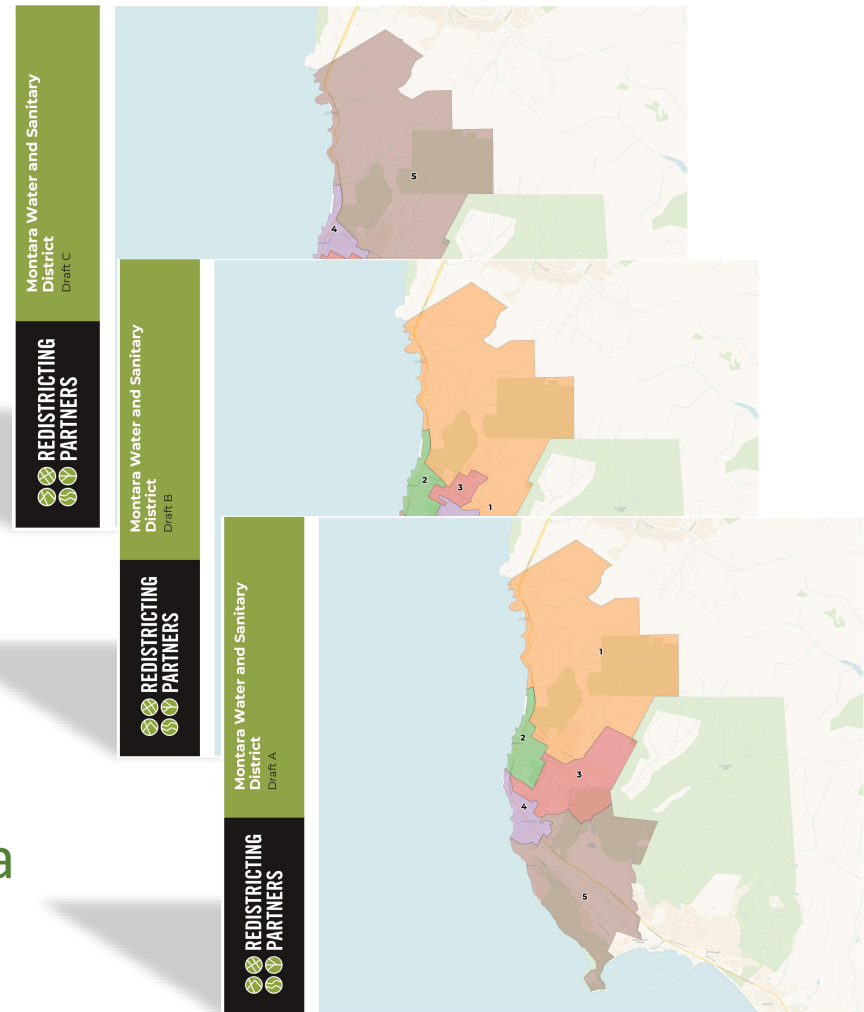
Citizen Voting Age Population (CVAP)

	MWSD
Total CVAP	4,331
Other CVAP	3,752
Other CVAP %	86.6%
Latino CVAP	466
Latino CVAP %	10.8%
Asian CVAP	94
Asian CVAP %	2.2%
Black CVAP	19
Black CVAP %	0.4%

Draft Map Plans

Each draft plan is provided with both a PDF and Online Web-based format

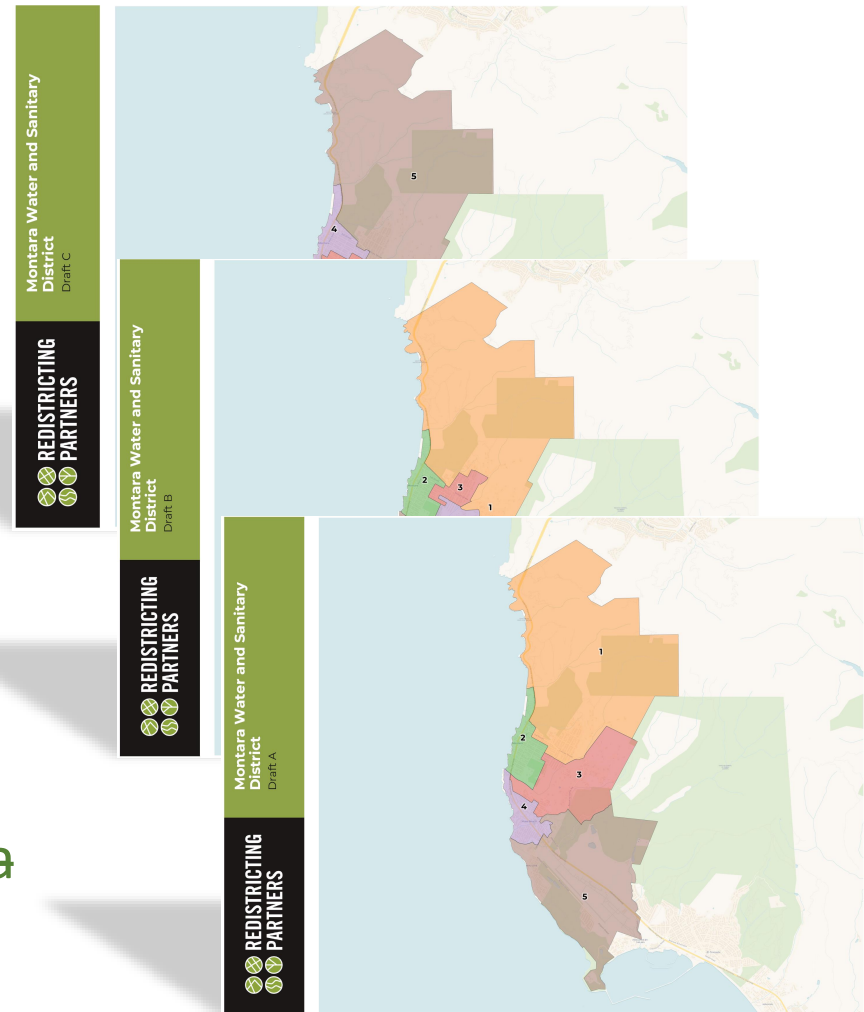
- **Draft Map A:** Follows districting principles, underpopulating Pillar Ridge district
- **Draft Map B:** Follows districting principles, creates a rural district
- **Draft Map C:** Different option using districting principles, similar to A



Draft Map Plans

Each draft plan is provided with both a PDF and Online Web-based format

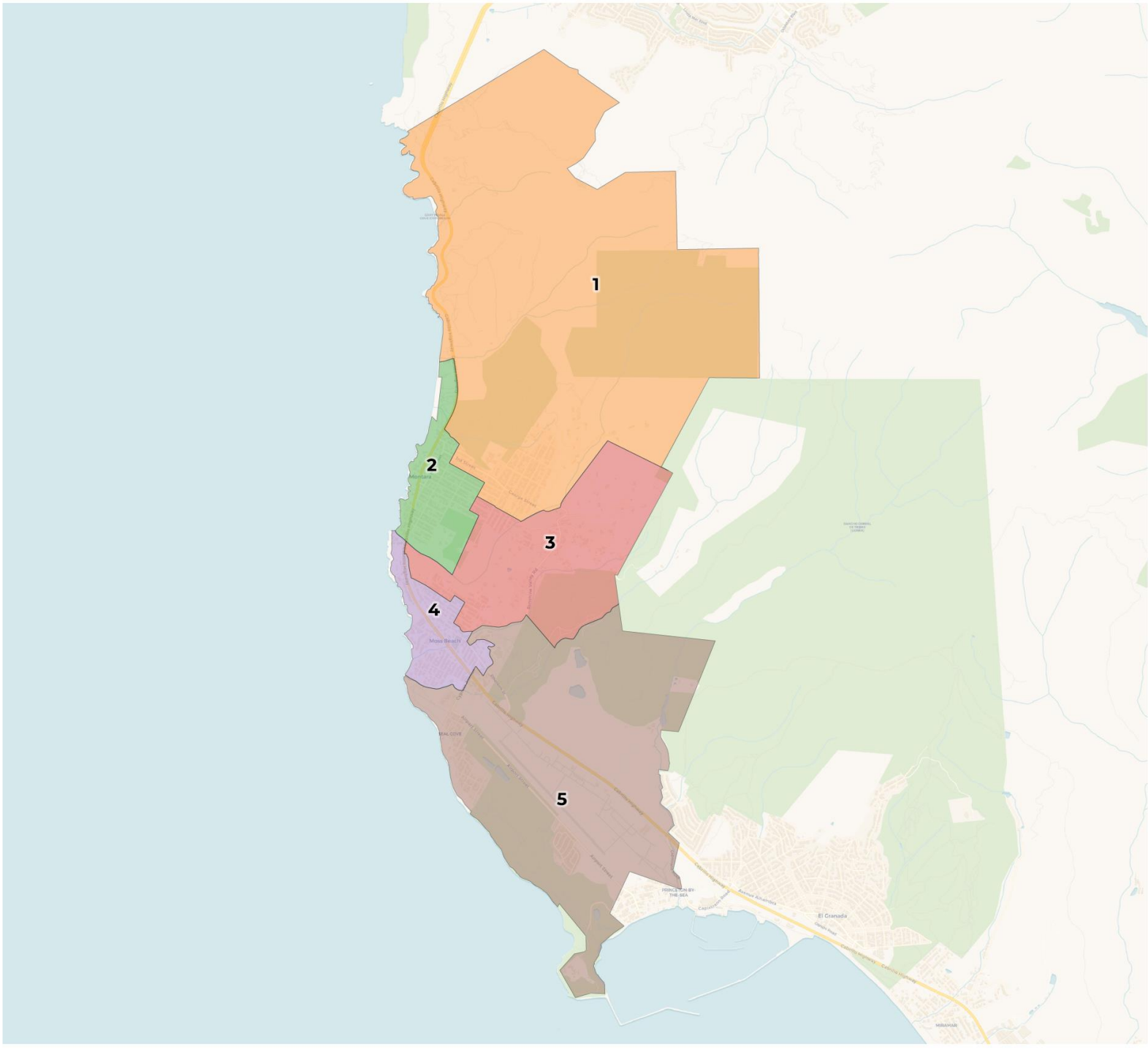
- **Draft Map A:** Follows districting principles, underpopulating Pillar Ridge district
- ~~**Draft Map B:** Follows districting principles, creates a rural district~~
- **Draft Map C:** Different option using districting principles, similar to A





**REDISTRICTING
PARTNERS**

**Montara Water and Sanitary
District
Draft A**



2020 Census

	1	2	3	4	5	
Population	1,153	1,115	1,107	1,116	1,082	
Deviation	38	0	-8	1	-33	
Deviation %	3.4%	0.0%	-0.7%	0.1%	-2.9%	
Other	983	1,023	641	863	539	
Other %	85.3%	77.3%	82.6%	77.3%	44.7%	
Latino	114	Total Plan Deviation: 6.3%			182	591
Latino %	9.9%				16.3%	49.0%
Asian	54	67	44	57	60	
Asian %	4.7%	5.1%	5.7%	5.1%	5.0%	
Black	2	14	3	14	16	
Black %	0.2%	1.1%	0.4%	1.3%	1.3%	

Citizen Voting Age Population (CVAP)

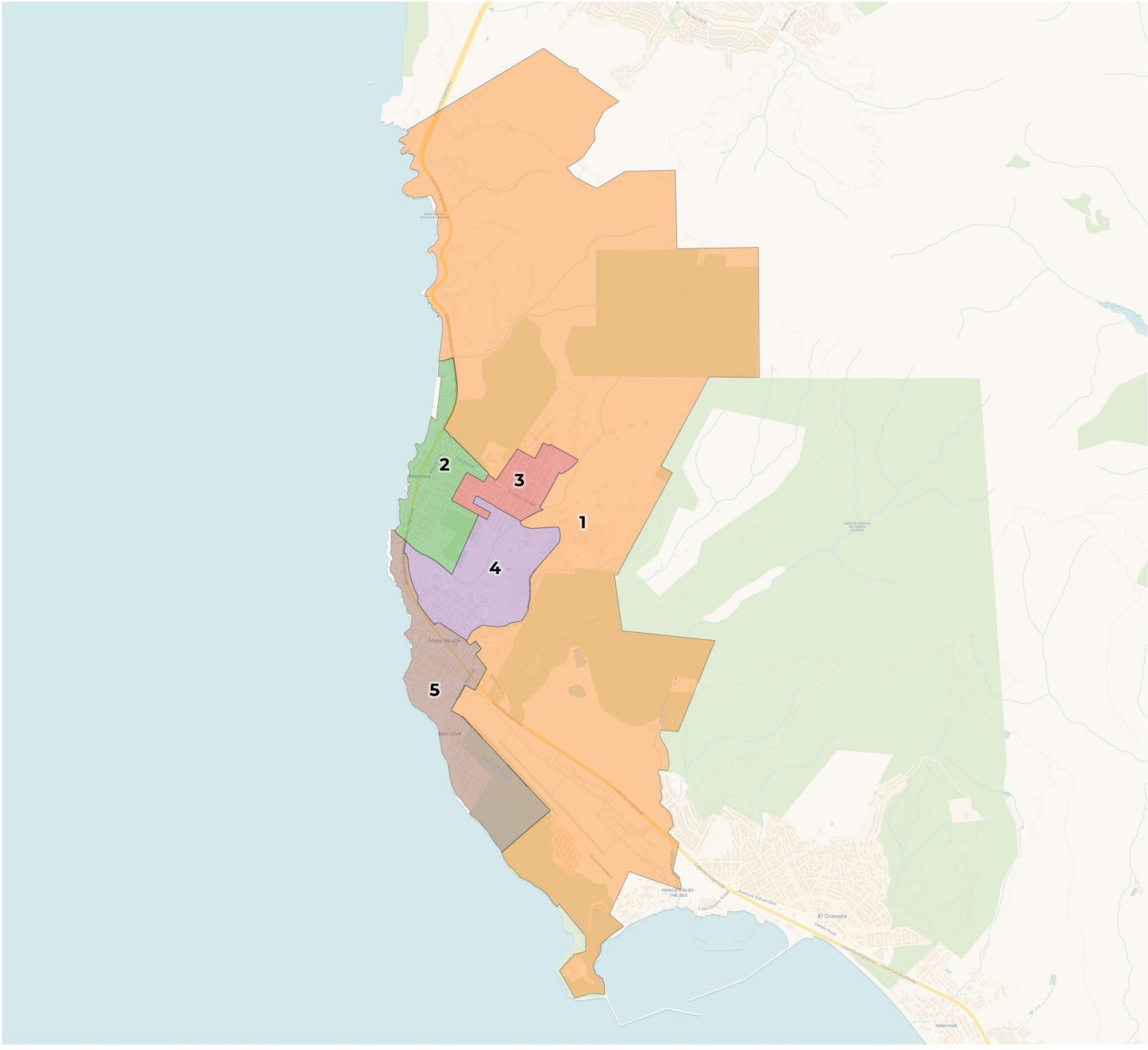
	1	2	3	4	5
Total CVAP	970	1,119	573	911	758
Other CVAP	926	930	457	835	604
Other CVAP %	95.5%	83.1%	79.8%	91.7%	79.7%
Latino CVAP	42	171	69	50	134
Latino CVAP %	4.3%	15.3%	12.0%	5.5%	17.7%
Asian CVAP	2	18	32	25	17
Asian CVAP %	0.2%	1.6%	5.6%	2.7%	2.2%
Black CVAP	0	0	15	1	3
Black CVAP %	0.0%	0.0%	2.6%	0.1%	0.4%



**REDISTRICTING
PARTNERS**

**Montara Water and Sanitary
District**

Draft B



2020 Census

	1	2	3	4	5
Population	1,127	1,100	1,103	1,146	1,098
Deviation	12	-15	-12	31	-17
Deviation %	1.1%	-1.3%	-1.1%	2.8%	-1.5%
Other	458	1,041	925	758	867
Other %	40.6%	79.6%	83.9%	80.8%	79.0%
Latino	588	Total Plan Deviation: 4.3%			160
Latino %	52.2%	14.4%	11.8%	13.5%	14.6%
Asian	65	65	46	50	56
Asian %	5.8%	5.0%	4.2%	5.3%	5.1%
Black	16	13	2	3	15
Black %	1.4%	1.0%	0.2%	0.3%	1.4%

Citizen Voting Age Population (CVAP)

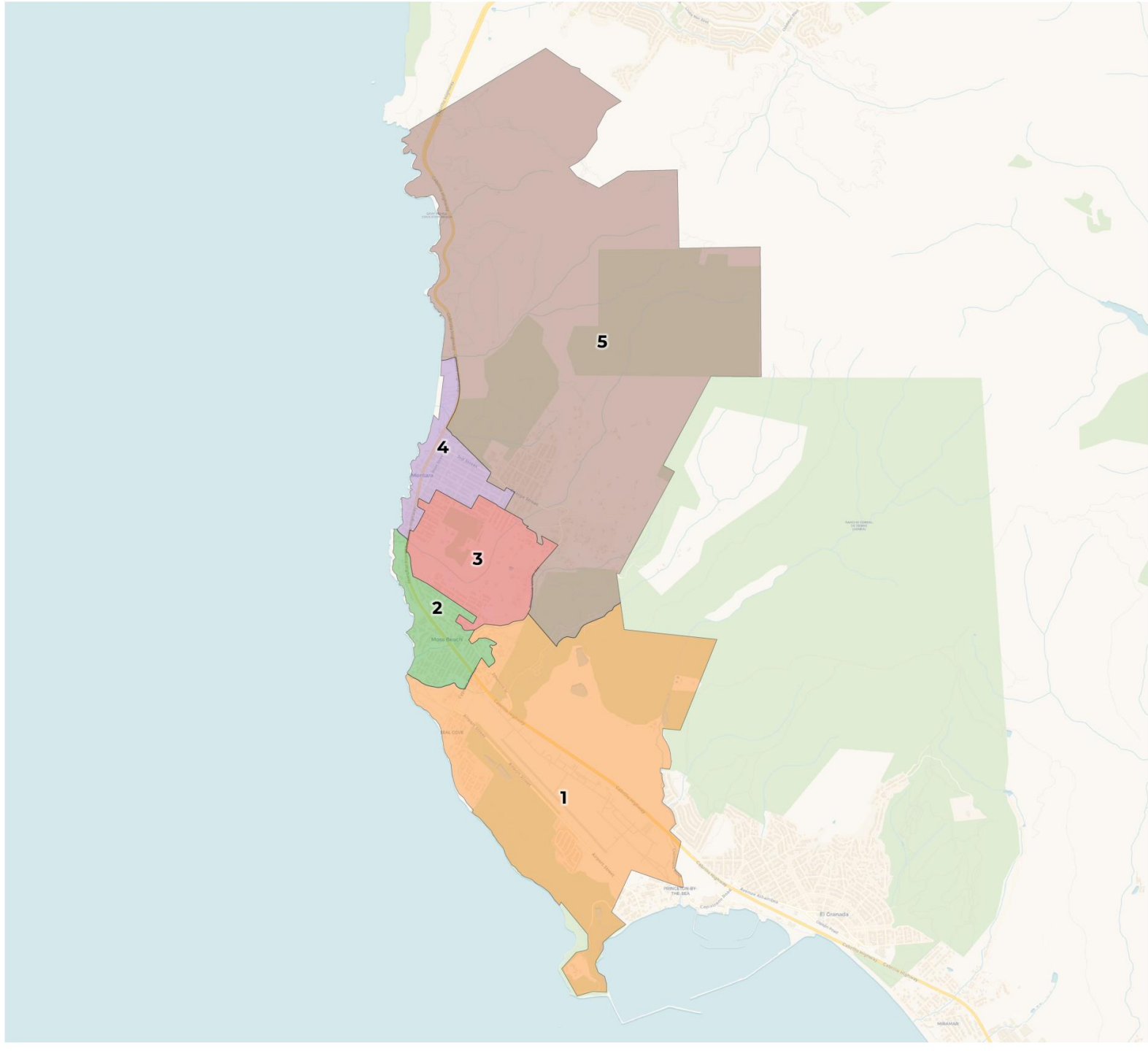
	1	2	3	4	5
Total CVAP	724	1,029	940	733	905
Other CVAP	571	851	878	597	855
Other CVAP %	78.9%	82.7%	93.4%	81.4%	94.5%
Latino CVAP	134	159	61	82	30
Latino CVAP %	18.5%	15.5%	6.5%	11.2%	3.3%
Asian CVAP	16	19	1	39	19
Asian CVAP %	2.2%	1.8%	0.1%	5.3%	2.1%
Black CVAP	3	0	0	15	1
Black CVAP %	0.4%	0.0%	0.0%	2.0%	0.1%



**REDISTRICTING
PARTNERS**

**Montara Water and Sanitary
District**

Draft C



2020 Census

	1	2	3	4	5
Population	1,112	1,110	1,114	1,129	1,109
Deviation	-3	-5	-1	14	-6
Deviation %	-0.3%	-0.4%	-0.1%	1.3%	-0.6%
Other	560	851	930	894	814
Other %	45.3%	76.7%	83.5%	79.2%	82.6%
Latino	600	160	106	174	124
Latino %	48.5%	16.0%	10.6%	15.4%	12.6%
Asian	60	66	57	53	46
Asian %	4.9%	5.9%	5.1%	4.7%	4.7%
Black	16	15	9	8	1
Black %	1.3%	1.4%	0.8%	0.7%	0.1%

Total Plan Deviation: 1.7%

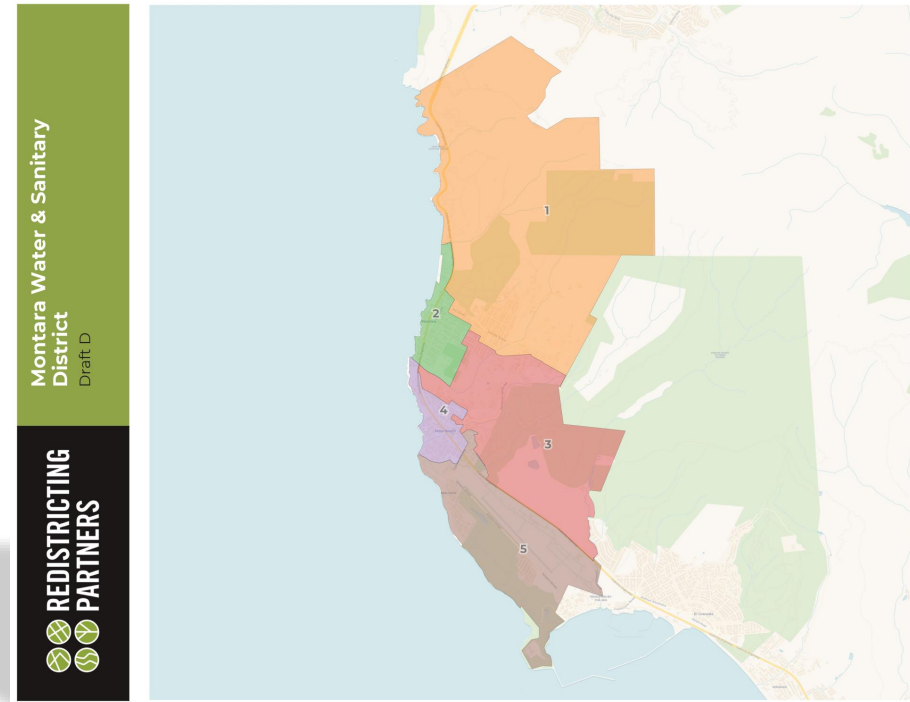
Citizen Voting Age Population (CVAP)

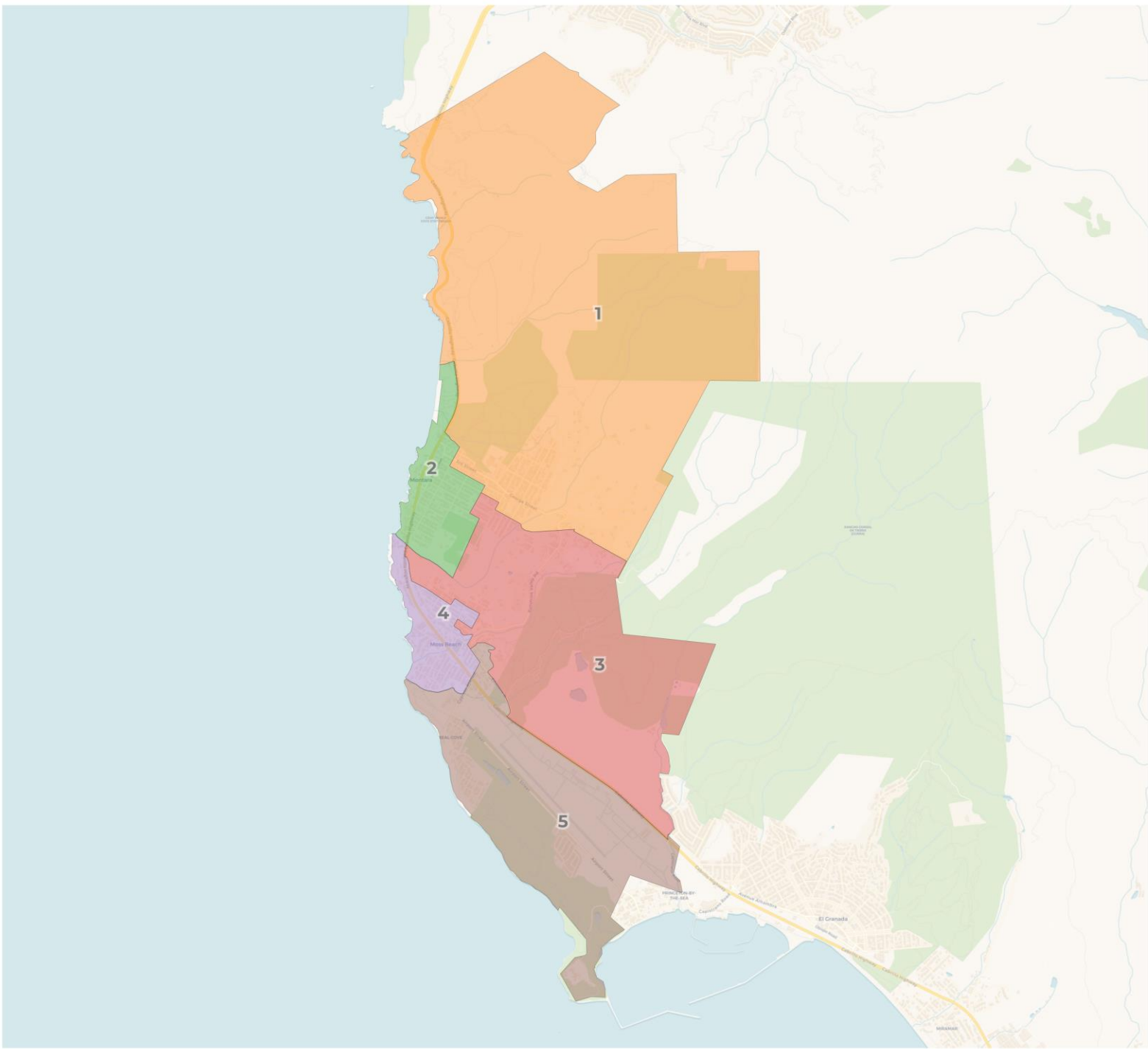
	1	2	3	4	5
Total CVAP	773	901	978	815	864
Other CVAP	618	825	762	703	844
Other CVAP %	79.9%	91.6%	77.9%	86.3%	97.7%
Latino CVAP	135	49	153	110	19
Latino CVAP %	17.5%	5.4%	15.6%	13.5%	2.2%
Asian CVAP	17	26	48	2	1
Asian CVAP %	2.2%	2.9%	4.9%	0.2%	0.1%
Black CVAP	3	1	15	0	0
Black CVAP %	0.4%	0.1%	1.5%	0.0%	0.0%

D Map Series

Each draft plan is provided with both a PDF and Online Web-based format

- **Draft Map D:** Created with staff to minimize neighborhood splits and reflects direction from the Board.
- **Draft Map D2:** Edited with direction from Board.





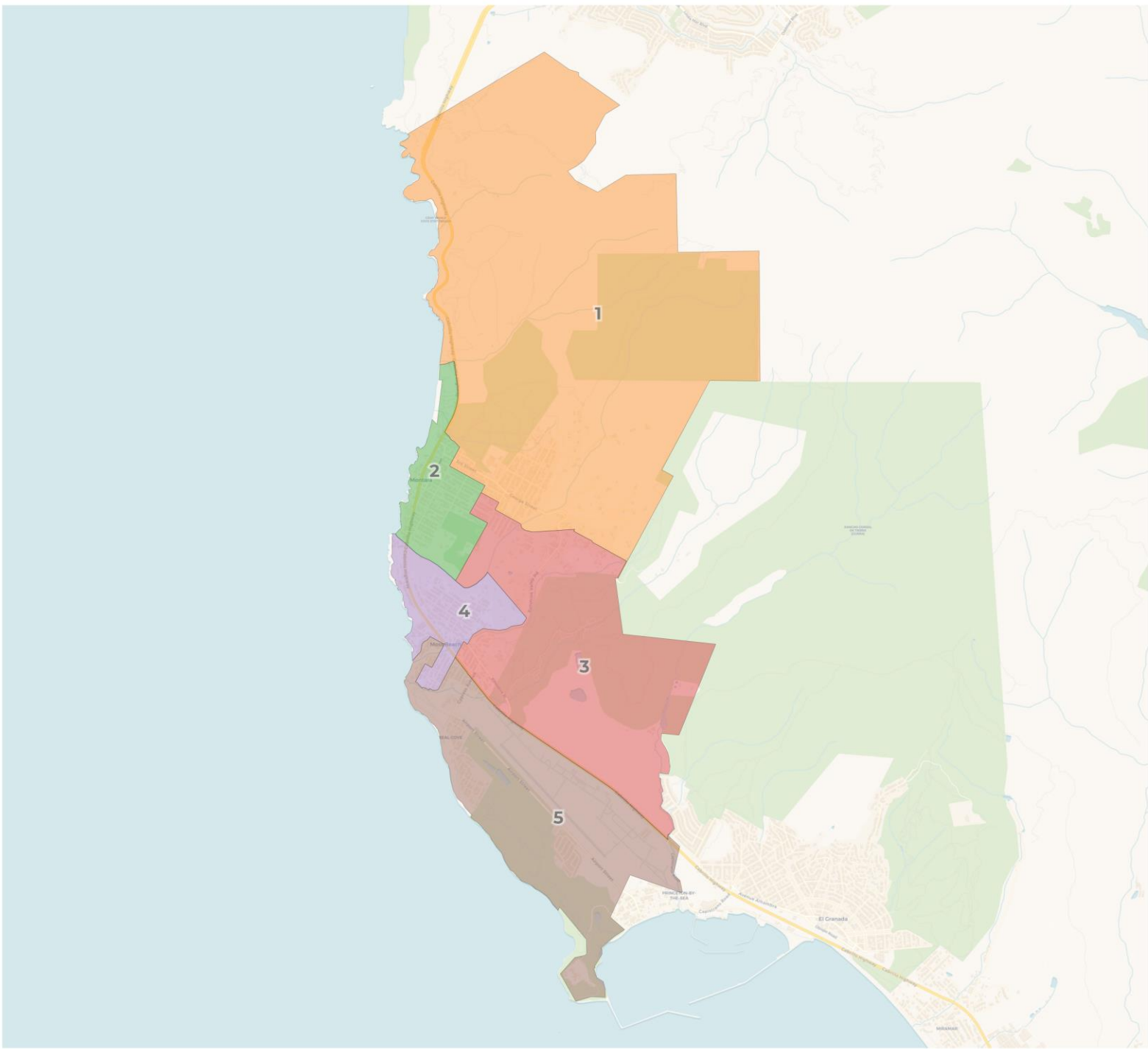
2020 Census

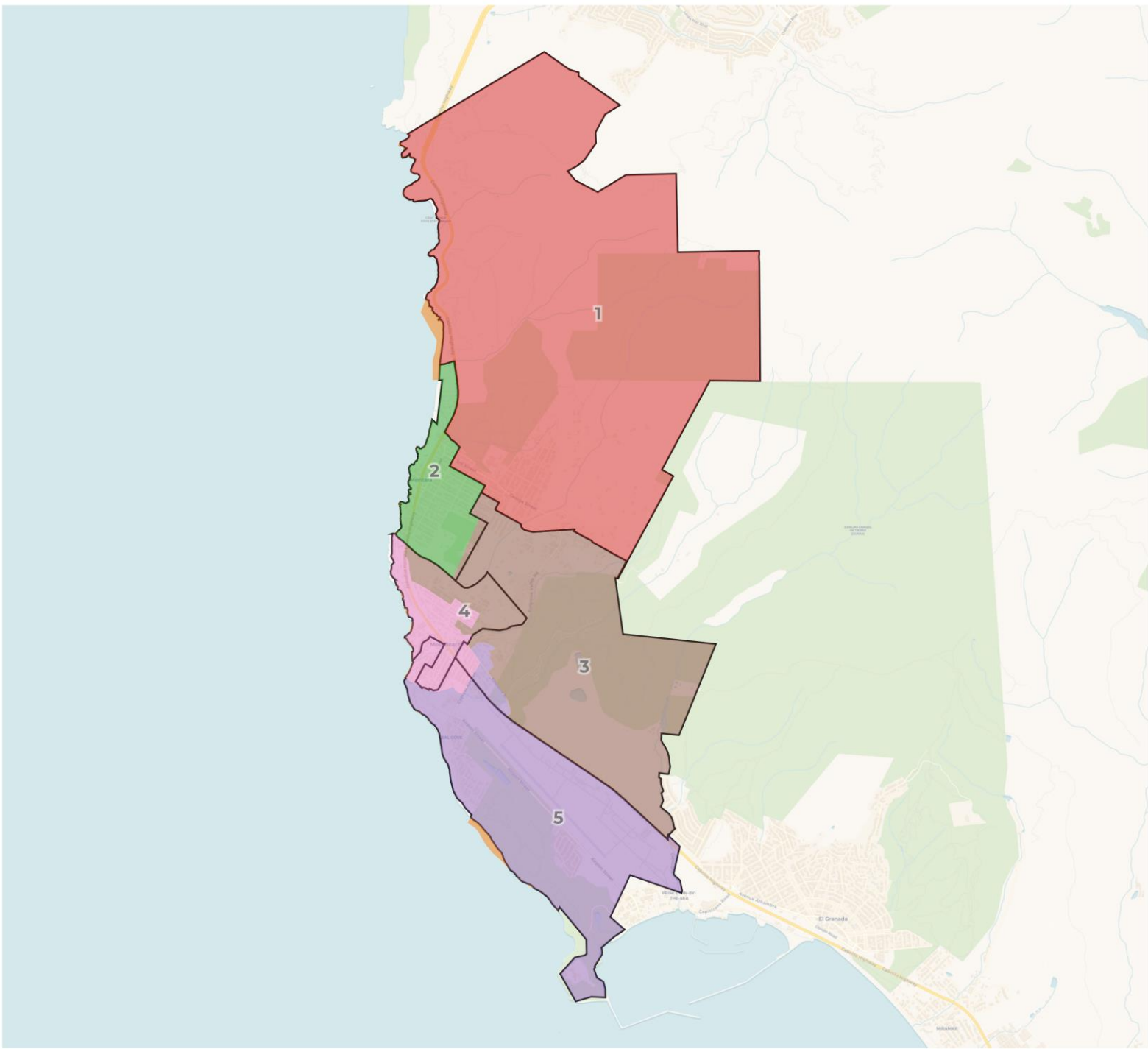
	1	2	3	4	5
Population	1,132	1,115	1,117	1,112	1,097
Deviation	17	0	3	-3	-18
Deviation %	1.5%	0.0%	0.3%	-0.3%	-1.6%
Other	969	1,023	715	862	480
Other %	85.6%	77.3%	78.6%	77.5%	43.8%
Latino	106	168	158	168	575
Latino %	9.4%	15.1%	14.1%	15.1%	52.4%
Asian	56	67	54	70	35
Asian %	4.9%	5.1%	5.9%	6.3%	3.2%
Black	1	14	15	12	7
Black %	0.1%	1.1%	1.6%	1.1%	0.6%

Total Plan Deviation: 3.1%

Citizen Voting Age Population (CVAP)

	1	2	3	4	5
Total CVAP	942	1,119	746	930	594
Other CVAP	903	930	600	850	469
Other CVAP %	95.9%	83.1%	80.4%	91.4%	79.0%
Latino CVAP	37	171	90	52	116
Latino CVAP %	3.9%	15.3%	12.1%	5.6%	19.5%
Asian CVAP	2	18	38	27	9
Asian CVAP %	0.2%	1.6%	5.1%	2.9%	1.5%
Black CVAP	0	0	18	1	0
Black CVAP %	0.0%	0.0%	2.4%	0.1%	0.0%





2020 Census

	1	2	3	4	5
Population	1,132	1,115	1,119	1,076	1,131
Deviation	17	0	4	-39	16
Deviation %	1.5%	0.0%	0.4%	-3.5%	1.4%
Other	969	1,023	560	964	533
Other %	85.6%	77.3%	72.8%	79.1%	47.1%
Latino	106			171	558
Latino %	9.4%	16.6%	18.2%	14.0%	49.3%
Asian	56	67	52	72	35
Asian %	4.9%	5.1%	6.8%	5.9%	3.1%
Black	1	14	17	12	5
Black %	0.1%	1.1%	2.2%	1.0%	0.4%

Total Plan Deviation: 5%

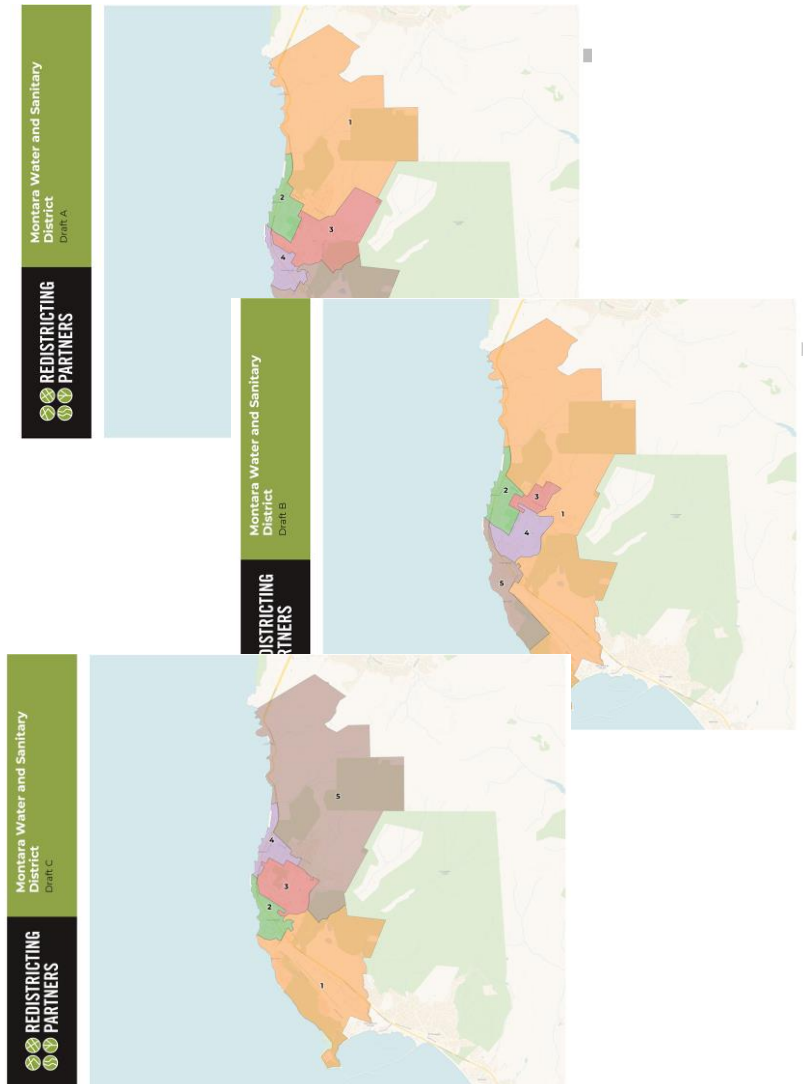
Citizen Voting Age Population (CVAP)

	1	2	3	4	5
Total CVAP	942	1,119	626	937	707
Other CVAP	903	930	549	807	563
Other CVAP %	95.9%	83.1%	87.7%	86.1%	79.6%
Latino CVAP	37	171	58	77	123
Latino CVAP %	3.9%	15.3%	9.3%	8.2%	17.4%
Asian CVAP	2	18	15	38	21
Asian CVAP %	0.2%	1.6%	2.4%	4.1%	3.0%
Black CVAP	0	0	4	15	0
Black CVAP %	0.0%	0.0%	0.6%	1.6%	0.0%

What's Next

The Board can make use of these mapping options in a number of ways.

- **Identify preferred plan(s)**
- **Suggest possible changes** – adjustments can be made to any of the draft plans.
- **Provide direction** for the preparation of new draft map(s)
- **Draw a new map with direction from the Board**
- **Numbering and Sequencing**



Sequencing of Election Districts

Sequencing determines when each district is up for election, and then residents will vote in those districts every four years thereafter. Two districts will be scheduled for 2024 and three districts will be scheduled for 2026. The special election will be conducted in 2024, but will still be at-large to fulfill that full term.

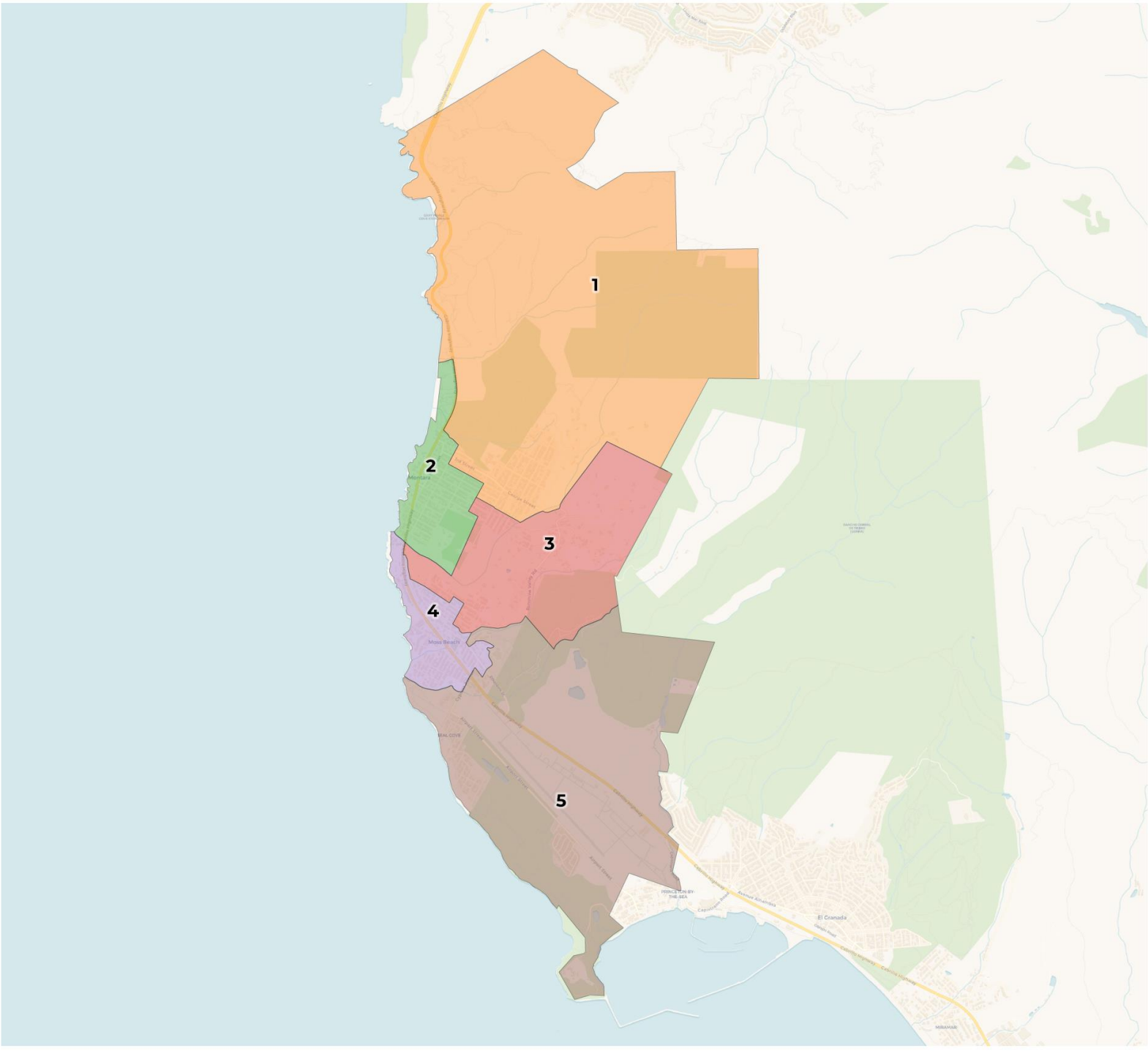
How to determine sequencing:

- Hear input from the public, if any
- Staff will create a proposed sequencing schedule in a way that will be least disruptive to the natural election cycle.

Montara Water & Sanitary District

Timeline for Upcoming Meetings

April 20 th	Introduction to the districting process
May 18 th	Community Outreach Meeting
June 1 st	Presentation of Draft Maps
July 20 th	Revised draft maps
August 8th	Revised draft maps
August 17 th	Final map adoption

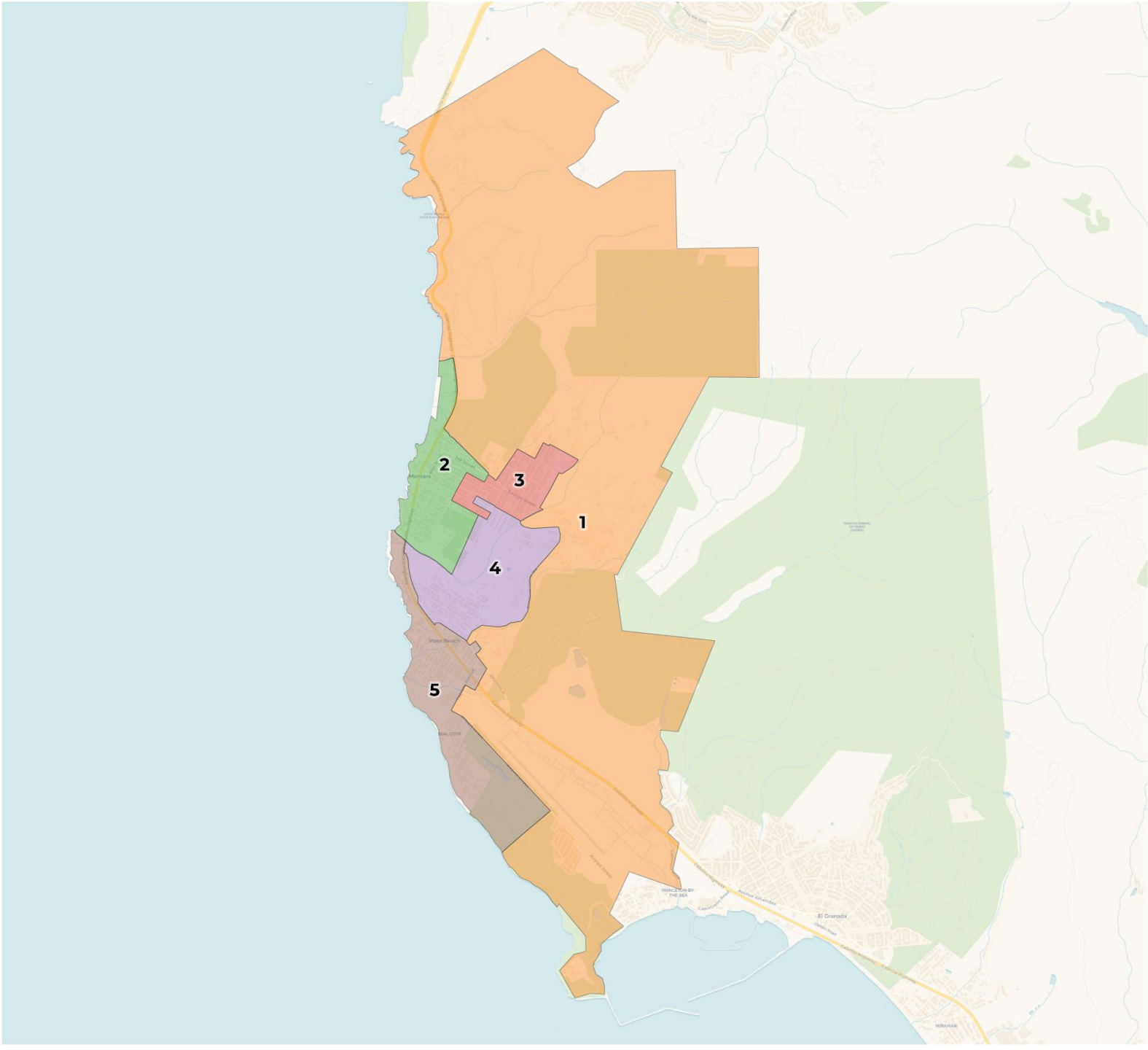




**REDISTRICTING
PARTNERS**

**Montara Water and Sanitary
District**

Draft B

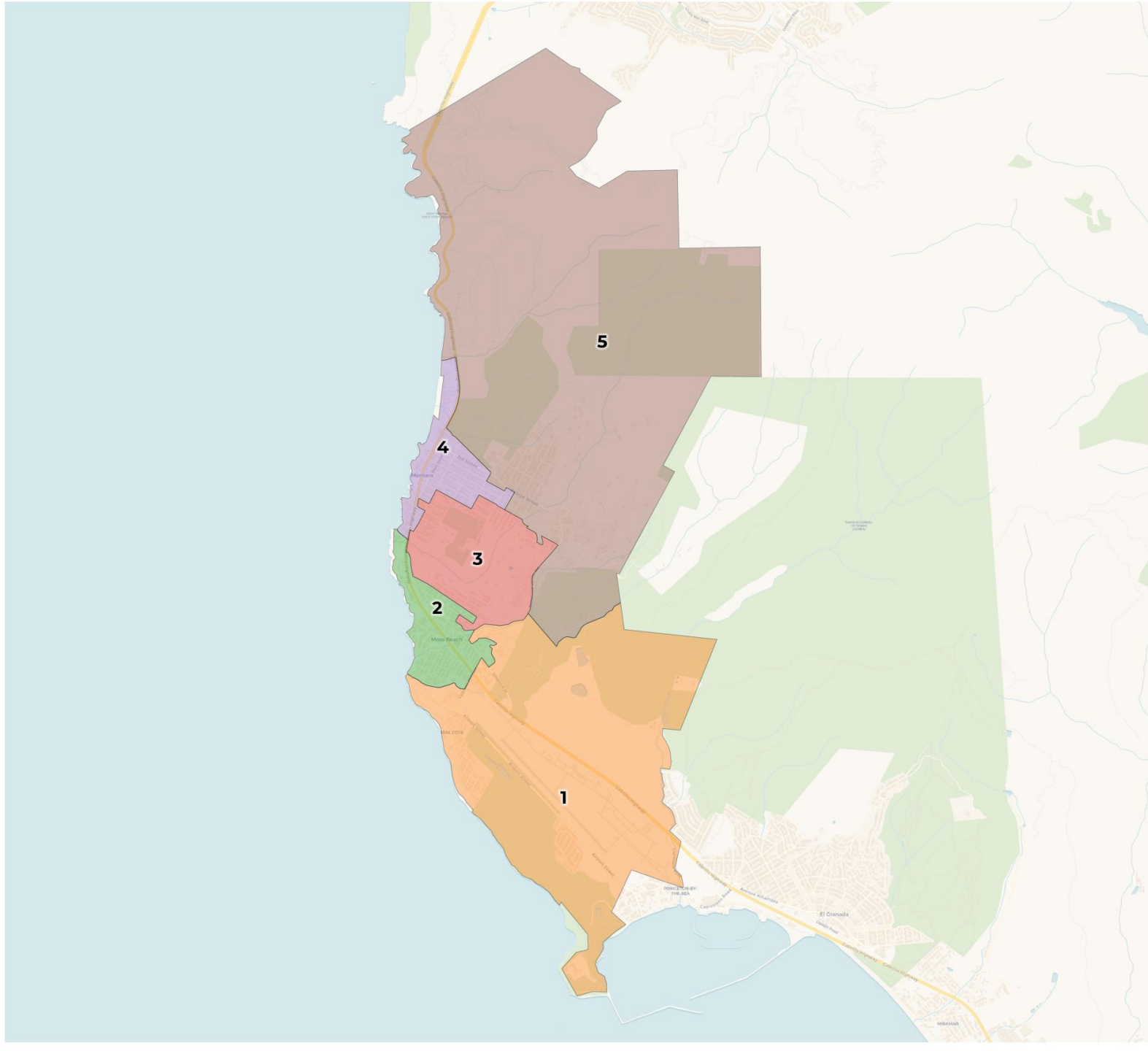


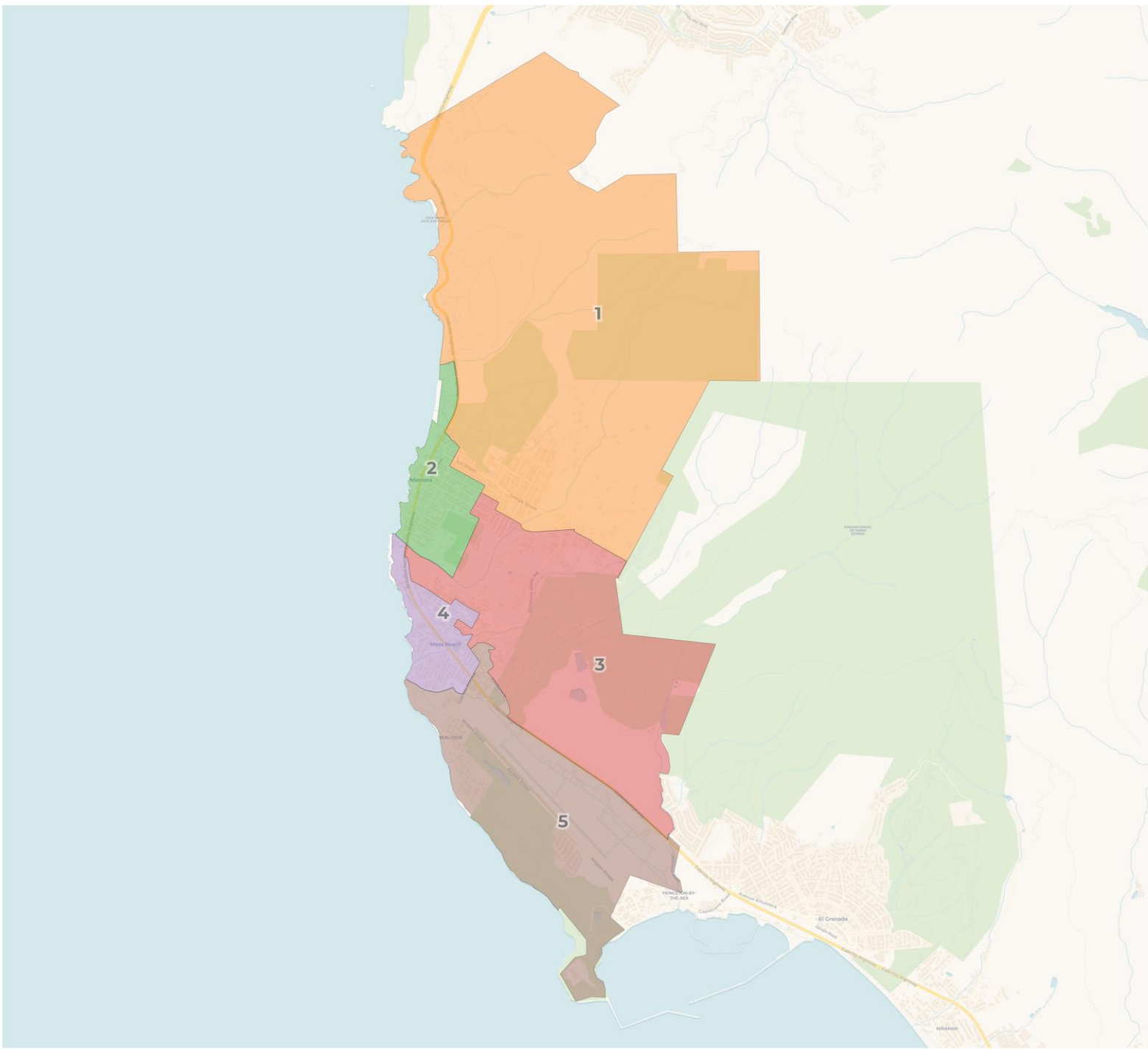


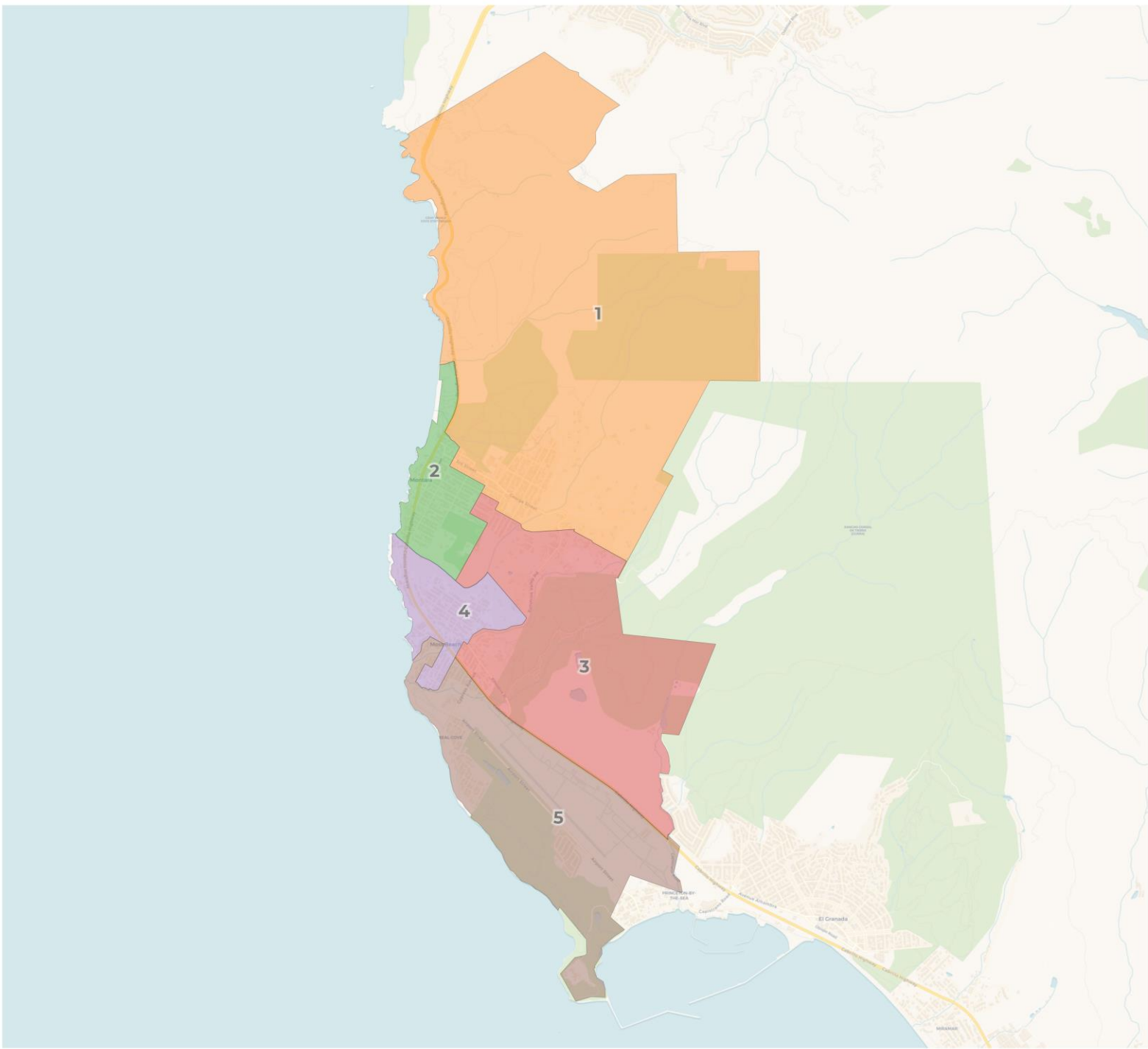
**REDISTRICTING
PARTNERS**

Montara Water and Sanitary District

Draft C









REDISTRICTING PARTNERS

NOTICE OF PUBLIC HEARING

NOTICE IS HEREBY GIVEN that the Board of the Montara Water and Sanitary District has resolved to transition from an at-large method of electing its Board members to a by-division electoral system. The District will hold an additional public hearing listed below, in addition to the five public hearings previously noticed (April 20, 2023, May 18, 2023, June 1, 2023, July 20, 2023 and August 17, 2023), for the public to provide input in creating the five (5) election divisions that comply with both the Federal and California Voting Rights Acts.

The purpose of the additional public hearing is to gather public input on one or more draft maps of five (5) potential election divisions for consideration. Following the additional public hearing, the District will conduct a final public hearing on August 17, 2023 where the Board will consider enactment of an ordinance or resolution establishing division-based elections.

INTERESTED PERSONS MAY be heard or written comments may be submitted prior to the Public Hearings. Written comments will be made a part of the public record. Persons may testify orally at the time of the Public Hearing in person or via Zoom. If you challenge this matter in court, you may be limited to raising only those issues you or someone else raised at the public hearings described in this notice, or in written correspondence delivered to the District, at or prior to, the close of the public hearings.

Additional Public Hearing:

DATE: August 8, 2023

TIME: 10:00 a.m., or as soon thereafter as the matter may be considered

PLACE: District Board Chambers*
8888 Cabrillo Highway
Montara, CA 94037

***Remote and telephonic attendance will additionally be permitted by visiting www.mwsd.montara.org for access information.**

Published in the Half Moon Bay Review August 2, 2023



MONTARA WATER AND SANITARY DISTRICT AGENDA

For Meeting Of: **August 8, 2023**

FROM: Clemens Heldmaier, General Manager

A handwritten signature in black ink, appearing to be 'C Heldmaier'.

**SUBJECT: Review and Possible Action Concerning
Designation of President Pro-Tempore**

Since the passing of Director Ric Lohman earlier this year, the position of President Pro-Tempore that he held was not filled. The President Pro-Tem is chosen to preside over the MWSD board in the absence of the MWSD president.

RECOMMENDATION:

Designate a President Pro-Tempore for the remainder of the calendar year 2023.